



## What is London Residential?

London Residential provides comprehensive and up-to-date coverage in a single source of data for the central London residential market, providing key facts such as:

- What prices residential properties are being sold at/have been sold at?
- What is on the market?
- Who developed the residential property?
- Who is planning or building in London?

### How can London Residential help me?

- Create new business opportunities by identifying development pipeline information
- Run search analysis reports on: pricing, planning, planning gained by local authority, brief listing and unit averages to aid you in your residential market research
- Use EGi's London Residential to research building stock, planning, pricing and availability
- Receive market intelligence about the latest investment transactions and comprehensive availability listings
- Make decisions based upon reliable, unbiased and up to date information from EGi's research team.

### Where do I find London Offices on EGi website?

1. Log in to [www.egi.co.uk](http://www.egi.co.uk) using your subscriber username and password

2. You'll find London Offices in the **research** tab at the top of the page.

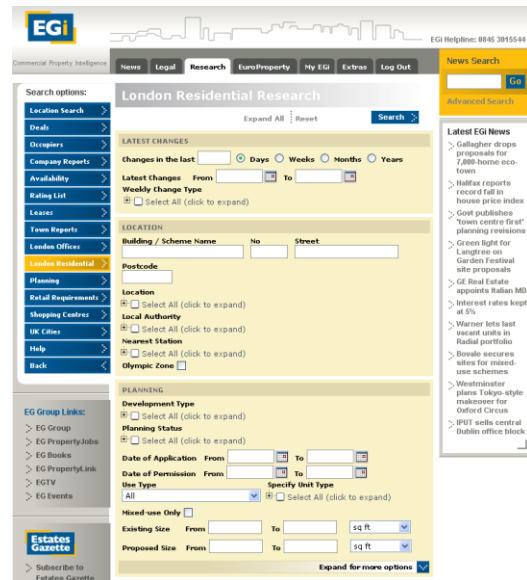
3. London Offices is about half way down the left hand navigation bar

The screenshot shows the EGi website interface for London Residential Research. The top navigation bar includes 'News', 'Legal', 'Research', 'EuroProperty', 'My EGi', 'Extras', and 'Log Out'. The 'Research' tab is active. Below the navigation bar, there is a search options section with a 'Search' button. The main content area is titled 'London Residential Research' and includes sections for 'LATEST CHANGES', 'LOCATION', and 'PLANNING'. The 'LOCATION' section has fields for 'Building / Scheme Name', 'No', 'Street', and 'Postcode'. The 'PLANNING' section has fields for 'Development Type', 'Planning Status', 'Date of Application', 'Date of Permission', and 'Use Type'. A 'News Search' box is located on the right side of the page.

## How do I search using EGi's London Residential?

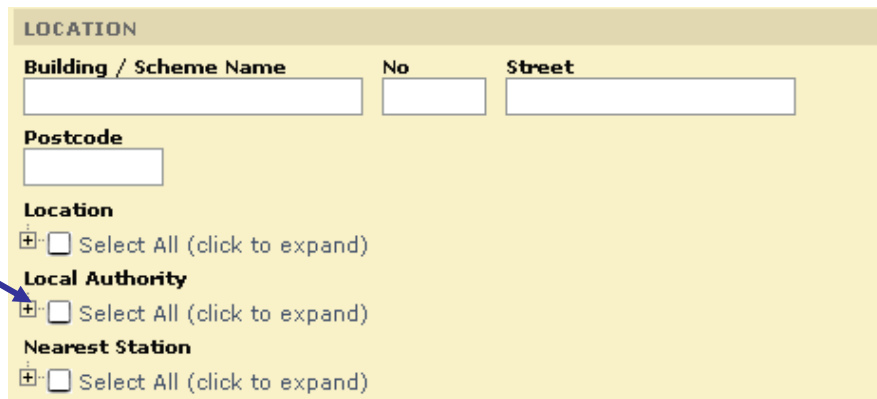
1. Click on the Research tab at the top of the page
2. Click on London Residential tab in the middle part of the left navigation panel
3. The search tool within London residential is extremely comprehensive enabling you to search for a property or collection of properties on virtually any criteria. London Residential allows you to search using the following categories:

- Latest changes
- Location
- Planning
- Construction
- Players and roles
- Pricing



4. You can search using these individually or in conjunction with each other. To expand search categories further click on the expand buttons next to the search boxes:

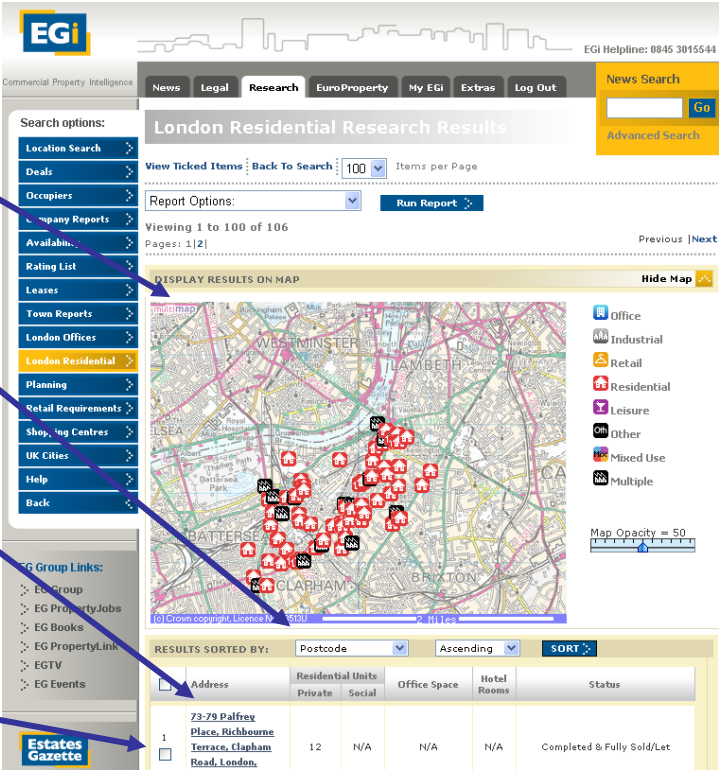
Expand the search button



5. Simple fill in the information relevant to your search and proceed by clicking the **Search** button at the top or bottom of the page

## What do the search results look like on EGi's London Residential tool?

1. This page shows you a map with your search results, as well as a list of the properties below
2. You can use the sort button to view your results in the order you prefer
3. Click on the property you are interested in to see the full details
4. To see multiple results, click the box next to each property and then scroll to the bottom of the page and click the 'View Ticked Items'



### Reporting options

EGi's London Residential tool allows you to run reports on your search results. Choose how you want your data analysing by selecting one of the 5 categories from the **Run Report** drop down menu at the top of the search page:

- Excel listing – a pricing report
- Excel listing (excluding units) – a planning report
- LRR Brief listing – Brief listing significant changes (word document)
- LRR Planning gain – Planning gain by local authority (word document)
- LRR Unit Averages – London residential research

